


# Sample Collection Steps

In Cooperation with




هيئة الشارقة الصحية  
Sharjah Health Authority

## Urine Sample Collection Steps



### Athlete Selection

The selection of athletes is based on the requirements of the responsible Anti-Doping Organisation (ADO). The selection may occur in three ways: random, based on established criteria (e.g. finishing position), or targeted.



### Notification

A Doping Control Officer (DCO) or Chaperone will notify the athlete of his or her selection for doping control. In general, this notification is done in person. The official identification and the authority under which the sample collection is to be conducted are shown to the athlete.

The DCO or Chaperone will inform the athlete of his or her rights and responsibilities, including the right to have a representative present throughout the entire process. The athlete will be asked to sign the form confirming that he or she has been notified for doping control.

For a minor or an athlete with a disability, a third party may be notified as well.



### Reporting to the Doping Control Station

The athlete should report to the doping control station immediately following notification. The DCO may allow the athlete to delay reporting to the doping control station for activities such as a press conference or the completion of a training session; however the athlete will be accompanied by a DCO or a Chaperone from the time of notification until the completion of the sample collection process.


The athlete will be asked to provide photo identification and be given the opportunity to hydrate. Athletes are responsible for

what they decide to drink. They may drink their own beverage or choose from a selection of sealed, caffeine-free, non-alcoholic beverages.



### Selection of Collection Vessel

The athlete is given a choice of individually sealed collection vessels and selects one. The athlete verifies that the equipment is intact and has not been tampered with. The athlete should maintain control of the collection vessel at all times.



### Provision of Sample

Only the athlete and DCO or Chaperone of the same gender are permitted in the washroom during the provision of the sample. Minors or athletes with a disability may also have their representative present in the washroom. However this representative is not permitted to view the provision of the sample. The objective here is to ensure that the doping control official is observing the sample provision correctly.

Athletes are required to remove any clothing from the knees to mid-chest and from the hands to the elbows. This provides DCO or Chaperone with a direct observation of the urine leaving the athlete's body. These provisions are meant to ensure that it is the athlete's own urine and help prevent possible manipulation of the urine sample.

The Athletes maintain control of their samples at all times during the process, unless assistance is required due to an athlete's disability.



### Volume of Urine

The DCO shall ensure that an athlete in full view shall provide no less than 90ml of urine. If the amount of urine does not meet the minimum requirements, the athlete will proceed with the Partial Sample Process (outlined at the end of this leaflet).





## 7 Selection of the Sample Collection Kit

If the athlete has provided the required volume of urine, the athlete will be given a choice of individually sealed sample collection kits, from which to choose one. The athlete verifies that the equipment is

intact and has not been tampered with. The athlete will open the kit and confirm that the sample code numbers on the bottles, the lids and the container all match.



## 8 Splitting the Sample

The athlete splits the sample, pouring the urine him or herself, unless assistance is required due to an athlete's disability.

The athlete pours the required volume of urine into

the "B" bottle. Then the remaining urine is poured into the "A" bottle. The athlete will be asked to leave a small amount of urine in the collection vessel so the Doping Control Officer can measure the specific gravity of the sample according to the relevant laboratory guidelines.



## 9 Sealing the Samples

The athlete seals the "A" and "B" bottles. The athlete representative and the doping control officer should verify that the

bottles are sealed properly.



## 10 Measuring Specific Gravity

The DCO measures the specific gravity using the residual urine left in the collection vessel. The values are recorded on the doping control form. If the sample does not meet the specific grav-

ity requirements, the athlete may be asked to provide additional samples as required by the Anti-Doping Organization.

## Completion of Doping Control Form



The athlete is asked to provide information about any prescription/non-prescription medications or supplements he or she has taken recently. These medications are recorded on the doping control form. The athlete has the right to note comments and concerns regarding the conduct of the dop-

ing control session. The athlete should confirm that all of the information on the doping control form is correct, including the sample code number.

The person who witnessed the passing of the sample, the athlete representative, the Doping Control Officer and the athlete will sign the doping control form at the end of the sample collection process.

The athlete is given a copy of the doping control form.

The laboratory copy of the doping control form does not contain any information that could identify the athlete.

## The Laboratory Process



Samples are packaged for shipping to ensure that the security of the sample is tracked. The samples are sent to a WADA-accredited laboratory. The laboratory will inspect the samples

upon their arrival to ensure there is no evidence of tampering.

The WADA-accredited laboratory will adhere to the International Standard for Laboratories when processing a sample, ensuring the chain of custody is maintained at all times.

The "A" sample will be analyzed for substances on the Prohibited List. The "B" sample is securely stored at the laboratory and may be used to confirm an Adverse Analytical Finding from the "A" sample.

The laboratory will report the results of the sample analysis to the

responsible Anti-Doping Organization and WADA.

## Partial Sample Process



## Sealing the Partial Sample

When less than 90ml of urine is provided, the athlete will proceed with the partial sample process until the required amount of volume is provided. During this process the partial sample(s) will be sealed and secured using

the partial sample equipment.

The sealed partial sample should remain in the control of either the athlete or the DCO. While waiting to provide additional sample(s), the athlete shall remain under continuous observation and be given the opportunity to hydrate. When the athlete is ready to provide another sample, the process of sample collection continues as described before.

## Combining the Sample

When the required amount of urine has been provided, the athlete will select a new, sealed collection vessel and combine his or her samples, beginning with the first partial sample provided and each subsequent partial sample until the desired volume is reached. The sample is then sealed according to the steps outlined before.



UAE NADO

Tel.: 04 4162675 - Fax: 04 4162677

Email: [info@uaenado.ae](mailto:info@uaenado.ae)